

SelectSurveyASP Advanced

Home	New Survey	Surveys	Libraries	Templates	Email Lists	Reports	Users	My Account	Help	Logout
------	------------	---------	-----------	-----------	-------------	---------	-------	------------	------	--------

## Survey Results -- Overview

[Export Data](#) [Individual Responses](#)

### Laptop survey 2007- students

**Respondents:** 358 displayed, 358 total

**Status:** Closed

**Launched Date:** 02/28/2008

**Closed Date:** 03/03/2008

**Display:**

[Manage Filters](#) 0 filters

[Share Results](#) Disabled

#### 1. Grade Level

		Response Total	Response Percent
Freshman		30	8%
Sophomore		111	31%
Junior		117	33%
Senior		100	28%
<b>Total Respondents</b>		<b>358</b>	






#### 2. Gender

		Response Total	Response Percent
Male		160	45%
Female		198	55%
<b>Total Respondents</b>		<b>358</b>	

















#### 3. I am taking \_\_\_\_\_ class(es) in a laptop classroom.








		Response Total	Response Percent
One		54	15%
Two		87	24%
Three		129	36%
Four		74	21%
Five		14	4%
<b>Total Respondents</b>		<b>358</b>	

**4.** Which of the following best describes the amount of computer access you have at home?

		<b>Response Total</b>	<b>Response Percent</b>
It's no problem for me to use my home computer to complete assignments		<b>212</b>	<b>59%</b>
Sometimes, I don't have enough computer access because someone else in my family is using the computer		<b>117</b>	<b>33%</b>
It's often/always difficult for me to use our computer because someone else in my family is using it		<b>20</b>	<b>6%</b>
We don't have computer access at home		<b>3</b>	<b>1%</b>
Not sure		<b>5</b>	<b>1%</b>
		<b>Total Respondents</b>	<b>357</b>
		(skipped this question)	1

**5.** Select the laptop class you are in right now from the list below. Please base your answers for the rest of the survey on the course you select. (You may be asked to take this survey several times in your different laptop classrooms).

		<b>Response Total</b>	<b>Response Percent</b>
Accounting-Burke		<b>10</b>	<b>3%</b>
Spanish 3- Baxter		<b>21</b>	<b>6%</b>
AP English Lit- Adams		<b>21</b>	<b>6%</b>
Sophomore Writing- Anderson		<b>0</b>	<b>0%</b>
American Lit- Adams		<b>1</b>	<b>0%</b>
Arg & Debate- Adams		<b>0</b>	<b>0%</b>
Accelerated Geometry- Benson		<b>20</b>	<b>6%</b>
AP Calculus- Benson		<b>11</b>	<b>3%</b>
AP English Lang- Clesson		<b>17</b>	<b>5%</b>
AP English Lit- Clesson		<b>15</b>	<b>4%</b>
Creative Writing- Clesson		<b>0</b>	<b>0%</b>
US Studies- Davis		<b>0</b>	<b>0%</b>
Phil Am Dem- Fitzgerald		<b>19</b>	<b>5%</b>
AP US History- Fitzgerald		<b>1</b>	<b>0%</b>
Psychology- Gorski		<b>15</b>	<b>4%</b>
Algebra 2- Graziano		<b>19</b>	<b>5%</b>
Pre-Calc- Graziano		<b>0</b>	<b>0%</b>
Physical Science- Ives		<b>0</b>	<b>0%</b>
Accel Chemistry- Ives		<b>22</b>	<b>6%</b>
US Studies- Kelly		<b>22</b>	<b>6%</b>
Civil Rights- Kelly		<b>1</b>	<b>0%</b>
US Studies- Kinsella		<b>22</b>	<b>6%</b>

US Studies- Lehnen		<b>1</b>	<b>0%</b>
Spanish 4- Orrego		<b>23</b>	<b>6%</b>
French 2- Potter		<b>17</b>	<b>5%</b>
Adv. Math Topics- Smid		<b>0</b>	<b>0%</b>
Geometry- Sondgeroth		<b>0</b>	<b>0%</b>
Spanish 3- Terry		<b>27</b>	<b>8%</b>
World Lit- Thetard		<b>0</b>	<b>0%</b>
AP English Lit- Thetard		<b>22</b>	<b>6%</b>
Soph. Writing- Thetard		<b>0</b>	<b>0%</b>
Pre-Calculus- Thompson		<b>19</b>	<b>5%</b>
AP Calculus- Thompson		<b>0</b>	<b>0%</b>
AP English Language- Walker		<b>10</b>	<b>3%</b>
		<b>Total Respondents</b>	<b>356</b>
		(skipped this question)	2

**6.** I like using the laptops to do the following activities in this class:

	<b>Strongly Disagree</b>	<b>Disagree</b>	<b>Not sure</b>	<b>Agree</b>	<b>Strongly Agree</b>	<b>Does not apply</b>	<b>Response Total</b>
Group projects	4% (15)	7% (26)	6% (21)	52% (184)	28% (98)	3% (11)	<b>355</b>
Sketchpad	6% (21)	7% (25)	9% (33)	11% (38)	12% (44)	55% (194)	<b>355</b>
OneNote	5% (18)	6% (22)	9% (31)	9% (31)	24% (86)	47% (166)	<b>354</b>
PowerPoint	3% (9)	7% (25)	6% (20)	40% (140)	34% (119)	11% (40)	<b>353</b>
Take notes	10% (35)	14% (48)	9% (31)	33% (117)	27% (96)	7% (26)	<b>353</b>
Conduct research	3% (12)	4% (15)	5% (19)	37% (132)	43% (152)	7% (25)	<b>355</b>
Write reports/essays/etc...	3% (11)	7% (26)	5% (17)	37% (130)	37% (132)	11% (39)	<b>355</b>
Discussions	6% (21)	15% (54)	14% (50)	38% (134)	15% (53)	12% (41)	<b>353</b>
Photostories	9% (33)	10% (35)	8% (30)	17% (60)	11% (39)	44% (156)	<b>353</b>
Take online tests	8% (29)	16% (56)	9% (32)	29% (101)	23% (79)	15% (54)	<b>351</b>
Create videos	8% (27)	10% (35)	9% (32)	19% (65)	14% (50)	40% (141)	<b>350</b>
Use audacity	8% (29)	10% (36)	7% (26)	23% (80)	18% (64)	32% (113)	<b>348</b>
Blog	7% (26)	8% (29)	12% (42)	13% (44)	14% (50)	45% (158)	<b>349</b>
Create wikis	12% (43)	11% (38)	12% (41)	9% (32)	10% (35)	46% (158)	<b>347</b>
Visit websites related to this course	5% (19)	5% (17)	7% (24)	46% (159)	30% (104)	7% (25)	<b>348</b>
<b>Total Respondents</b>							<b>5279</b>

**7.** I am able to deal with the following technology problems that sometimes occur in this classroom:

<b>No- I really need more help from the teacher on this</b>	<b>Yes- mainly because the teacher explained what I should do</b>	<b>Yes- mainly because other students helped me to understand</b>	<b>Yes- I figured it out myself</b>	<b>I have not encountered this problem</b>	<b>Response Total</b>
---	---	---	-------------------------------------	--	-----------------------

	<b>what to do</b>					
...accessing and using my s-drive	1% (4)	12% (43)	8% (29)	60% (207)	18% (62)	<b>345</b>
...connecting to the wireless network	8% (26)	14% (50)	9% (32)	53% (184)	15% (53)	<b>345</b>
...printing to the classroom printer	1% (5)	10% (35)	5% (18)	59% (204)	24% (83)	<b>345</b>
...slow access to Blackboard, wikis or other internet sites.	11% (37)	7% (25)	7% (23)	48% (167)	27% (93)	<b>345</b>
	<b>Total Respondents</b>					<b>1380</b>

**8.** I wish I had been given more instruction in learning how to use the following tools:

	<b>Agree</b>	<b>Disagree</b>	<b>Not sure</b>	<b>Does not apply to this class</b>	<b>Response Total</b>	
Office 2007 Word	21% (74)	68% (235)	3% (11)	7% (25)	<b>345</b>	
Office 2007 PowerPoint	16% (55)	67% (229)	3% (10)	14% (49)	<b>343</b>	
Audacity	29% (101)	31% (107)	3% (10)	37% (126)	<b>344</b>	
Pinnacle Studio	26% (90)	11% (39)	4% (13)	59% (202)	<b>344</b>	
Geometers' Sketchpad	15% (52)	23% (80)	3% (9)	59% (203)	<b>344</b>	
One Note	13% (46)	32% (109)	3% (10)	52% (176)	<b>341</b>	
Finding information on the web	8% (27)	81% (277)	4% (14)	7% (23)	<b>341</b>	
Using Blackboard	9% (30)	85% (291)	1% (5)	5% (16)	<b>342</b>	
Blogging	12% (40)	34% (117)	5% (17)	49% (166)	<b>340</b>	
Using wikis	18% (60)	29% (98)	3% (11)	50% (170)	<b>339</b>	
Photostory	17% (57)	30% (101)	2% (7)	51% (171)	<b>336</b>	
EdLine	7% (24)	84% (284)	2% (8)	6% (21)	<b>337</b>	
Camcorders	17% (57)	20% (66)	3% (11)	60% (204)	<b>338</b>	
	<b>Total Respondents</b>					<b>4434</b>

**9.** In the laptop classroom, I am satisfied with the amount of...

	<b>Strongly Disagree</b>	<b>Disagree</b>	<b>Not sure</b>	<b>Agree</b>	<b>Strongly Agree</b>	<b>Response Total</b>
...time I have to ask questions of the teacher.	7% (23)	13% (44)	13% (45)	47% (159)	20% (66)	<b>337</b>
...time I have to work with other students.	6% (21)	14% (47)	11% (37)	52% (176)	17% (56)	<b>337</b>
...time I have to work by myself.	6% (21)	15% (50)	8% (28)	51% (172)	19% (65)	<b>336</b>
...time we spend doing projects or assignments that do not use the laptops.	10% (34)	13% (42)	17% (58)	44% (149)	16% (52)	<b>335</b>
	<b>Total Respondents</b>					<b>1345</b>

**10.** As it relates to this course, how often each week do you...

	<b>Never</b>	<b>Once or twice</b>	<b>3-5 times</b>	<b>More than 5 times</b>	<b>Response Total</b>
...email the teacher?	71% (240)	26% (88)	1% (5)	1% (3)	<b>336</b>

...exchange email with other students?	60% (202)	32% (108)	4% (15)	3% (10)	<b>335</b>
...participate in a Blackboard discussion board?	57% (192)	39% (131)	3% (10)	1% (3)	<b>336</b>
...post to a blog or wiki?	77% (257)	18% (59)	4% (15)	1% (4)	<b>335</b>
...use the digital dropbox in Blackboard?	45% (150)	49% (163)	5% (18)	1% (4)	<b>335</b>
<b>Total Respondents</b>					<b>1677</b>

**11.** Using the laptop...

	<b>Strongly Disagree</b>	<b>Disagree</b>	<b>Not sure</b>	<b>Agree</b>	<b>Strongly Agree</b>	<b>Response Total</b>
...adds to my interest in coming to this class each day.	12% (39)	14% (48)	14% (48)	40% (134)	20% (68)	<b>337</b>
...makes the activities we do in this class more interesting.	9% (30)	13% (45)	9% (29)	47% (159)	21% (72)	<b>335</b>
...helps me to complete tasks at my own pace.	10% (33)	16% (53)	9% (31)	45% (152)	20% (68)	<b>337</b>
...enables me to seek out information of interest on my own.	7% (23)	8% (27)	8% (28)	50% (167)	27% (92)	<b>337</b>
<b>Total Respondents</b>						<b>1346</b>

**12.** For class assignments, how often have you been able to use the laptops to connect with other people, outside of U-High, (such as an expert in a subject, or a student from another school)?

	<b>Response Total</b>	<b>Response Percent</b>
Never	<b>277</b>	<b>83%</b>
1-2 times a month	<b>42</b>	<b>13%</b>
3-5 times a month	<b>6</b>	<b>2%</b>
more than 5 times a month	<b>8</b>	<b>2%</b>
<b>Total Respondents</b>		<b>333</b>
(skipped this question)		25

**13.** On average, how much time do you spend in class each day going to websites not related to the class?

	<b>Response Total</b>	<b>Response Percent</b>
Never	<b>103</b>	<b>31%</b>
1-10 minutes	<b>162</b>	<b>48%</b>
10-20 minutes	<b>25</b>	<b>7%</b>
more than 20 minutes	<b>26</b>	<b>8%</b>
Not sure	<b>19</b>	<b>6%</b>
<b>Total Respondents</b>		<b>335</b>
(skipped this question)		23

**14.** What causes you to use the laptops to visit websites that are unrelated to this class?

	<b>Strongly Disagree</b>	<b>Disagree</b>	<b>Not sure</b>	<b>Agree</b>	<b>Strongly Agree</b>	<b>Response Total</b>
I like to email friends.	20% (68)	27% (90)	13% (42)	31% (104)	9% (30)	<b>334</b>
I finished my class assignments.	8% (28)	9% (29)	4% (15)	52% (175)	26% (88)	<b>335</b>
I'm bored.	12% (40)	18% (60)	11% (36)	37% (124)	22% (74)	<b>334</b>
I want to visit my favorite websites.	15% (50)	31% (102)	12% (39)	30% (101)	13% (42)	<b>334</b>
I want to complete assignments for other courses.	11% (38)	19% (62)	12% (40)	42% (141)	16% (52)	<b>333</b>
<b>Total Respondents</b>						<b>1670</b>

**15.** The amount of time the laptops are used in this class is ...

	<b>Response Total</b>	<b>Response Percent</b>
Too little	<b>59</b>	<b>18%</b>
Just right	<b>240</b>	<b>71%</b>
Too much	<b>37</b>	<b>11%</b>
<b>Total Respondents</b>		<b>336</b>
(skipped this question)		22

**16.** In the future, I would like to have \_\_\_\_\_ of my classes in a laptop classroom.

	<b>Response Total</b>	<b>Response Percent</b>
none	<b>26</b>	<b>8%</b>
1-2	<b>102</b>	<b>31%</b>
3-4	<b>81</b>	<b>25%</b>
all	<b>121</b>	<b>37%</b>
<b>Total Respondents</b>		<b>330</b>
(skipped this question)		28

**17.** When we have a substitute teacher for this class we...

	<b>Never</b>	<b>Some of the time</b>	<b>Most of the time</b>	<b>Always</b>	<b>Response Total</b>
...use the laptops to complete assignments.	16% (55)	40% (134)	34% (114)	10% (32)	<b>335</b>
...use the laptops to visit web sites not related to this class.	36% (121)	39% (130)	17% (56)	8% (28)	<b>335</b>
...use the laptops to send email or instant message with others.	58% (194)	30% (100)	7% (25)	4% (15)	<b>334</b>
<b>Total Respondents</b>					<b>1004</b>

**18.** This class would be better if it did not use laptops.

**Response Response**

		<b>Total</b>	<b>Percent</b>
Strongly Disagree		<b>113</b>	<b>34%</b>
Disagree		<b>134</b>	<b>40%</b>
Not sure		<b>49</b>	<b>15%</b>
Agree		<b>19</b>	<b>6%</b>
Strongly agree		<b>19</b>	<b>6%</b>
		<b>Total Respondents</b>	<b>334</b>
		(skipped this question)	24

**19.** Please rate your level of satisfaction with this class...

		<b>Response Total</b>	<b>Response Percent</b>
Very dissatisfied		<b>12</b>	<b>4%</b>
Dissatisfied		<b>40</b>	<b>12%</b>
Satisfied		<b>184</b>	<b>55%</b>
Very satisfied		<b>100</b>	<b>30%</b>
		<b>Total Respondents</b>	<b>336</b>
		(skipped this question)	22

**20.** Is there anything else you would like to share about your experience in this class?

View responses to this question [view](#)

<b>Total Respondents</b>	<b>132</b>
(skipped this question)	226